

2016 Fall AAU State Meet

Meet Results

Dec 17-18, 2016





Page: 1

Printed: 12/17/2016 3:10 PM

Women / 4A / 4A S3 grp1

Session: 3

Judge's Signatures

Rank	Num	Name	Gym					AA
1	500	Julia Sigua	Florida Flips	8.750 4T	9.100 3	9.500 1	9.800 1	37.150 1
2	489	Kendal Gore	Tampa Gymnastics	9.400 1	9.500 1	9.275 4T	8.875 8	37.050 2
3	572	Alexis Mallo	Tampa Gymnastics	9.100 2	9.325 2	9.100 6	9.475 2	37.000 3
4	484	Genevieve Tucker	Suncoast	8.450 10	9.000 4	9.400 2	9.025 5	35.875 4
5	503	Mya Reutimann	East Pasco	8.500 8T	8.750 7	9.350 3	8.900 7	35.500 5
6	507	Aubrey Collura	East Pasco	8.250 11	8.800 6	9.075 7	9.300 3	35.425 6
7	510	Kylee Erwin	Naples Progressive	8.800 3	8.100 11	9.275 4T	9.000 6	35.175 7
8	518	Hayden Lockler	Tampa Gymnastics	8.500 8T	8.575 8	9.000 8T	9.050 4	35.125 8
9	512	Katherine Touger	Tampa Gymnastics	8.600 6	8.850 5	8.450 12	8.750 11	34.650 9
10	516	Taylor Mumma	Suncoast	8.150 12	8.500 9	8.800 10	8.850 9T	34.300 10
11	505	Kathryn Thomas	Suncoast	7.850 13	8.400 10	9.000 8T	8.600 12	33.850 11
12	517	Guilana Coulthard	Stars & Stripes	8.750 4T	7.750 13	8.500 11	8.450 13	33.450 12
13	513	Booke Birkett	Ancient City	8.550 7	7.850 12	8.175 13	8.850 9T	33.425 13

2016 Fall AAU State Meet

Meet Results

Dec 17-18, 2016





Page: 1

Printed: 12/17/2016 3:10 PM

Women / 4A / 4A S3 grp2

Session: 3

Judge's Signatures

Rank	Num	Name	Gym					AA
1T	491	Alannah Stout-Predmore	Suncoast	9.100 2T	8.650 6T	9.550 1	9.400 1T	36.700 1T
1T	493	Kennadi Gesacion	Tampa Gymnastics	9.200 1	9.300 2	9.100 5	9.100 4	36.700 1T
3	482	Teagan Sullivan	Fit Club	9.100 2T	8.650 6T	8.775 10	9.400 1T	35.925 3
4	492	McKenzie Hilton	East Pasco	8.300 11	9.450 1	9.250 3	8.900 8	35.900 4
5	483	Raevyn Taylor	PAC	8.750 8	8.750 4T	9.150 4	9.075 5	35.725 5
6T	497	Miah Acuna	Tampa Gymnastics	8.900 5*	9.050 3	8.300 11	9.300 3	35.550 6T
6T	498	Kayla Benjamin	Fit Club	8.900 5*	8.650 6T	9.050 6T	8.950 7	35.550 6T
8	499	Emma Bouchard	Fit Club	8.900 5T	8.350 11	9.050 6T	9.000 6	35.300 8
9	514	Novalie David	Suncoast	8.500 10	8.550 10	9.300 2	8.750 10	35.100 9
10	515	Abigail Watson	Tampa Gymnastics	9.050 4	7.800 12	8.900 9	8.825 9	34.575 10
11	488	Mackenzie Anelli	PAC	8.600 9	8.750 4T	8.200 12	8.550 11T	34.100 11
12	519	Mackenzie Archibald	Suncoast	7.750 12	8.650 6T	8.950 8	8.550 11T	33.900 12

2016 Fall AAU State Meet

Meet Results

Dec 17-18, 2016





Page: 1

Printed: 12/17/2016 3:10 PM

Women / 4A / 4A S3 grp3

Session: 3

Judge's Signatures

Rank	Num	Name	Gym					AA
1	494	Adryanna Santos	Suncoast	8.900 3T	9.450 1	9.200 2	9.250 5	36.800 1
2	485	Leilah Rosario	Tampa Gymnastics	8.850 6	8.950 6	9.150 5T	9.700 1	36.650 2
3	501	Jade Wheeler	Naples Progressive	9.000 1	9.000 5	9.150 5T	9.400 4	36.550 3
4	487	Alexis Mangione	East Pasco	8.950 2	8.800 8	8.850 9	9.550 2	36.150 4
5	486	Stephanie Almodovar	East Pasco	8.650 7T	9.150 3T	9.175 3T	9.000 9	35.975 5
6	490	Shannon Stevens	Suncoast	8.650 7T	8.750 9	8.900 8	9.500 3	35.800 6
7	504	Lorna Accardi	Fit Club	8.900 3T	8.150 11	9.175 3T	8.950 10	35.175 7
8	502	Hayli Mumma	Suncoast	8.600 10T	9.150 3T	8.950 7	8.400 12	35.100 8
9	496	Angelina DeRosa	Naples Progressive	8.900 3T	9.200 2	8.075 12	8.875 11	35.050 9
10	509	Keira Bricker	Tampa Gymnastics	8.600 10T	8.900 7	8.400 11	9.100 8	35.000 10
11	495	Emmie Kennedy	Citrus Gymnastics	8.650 7T	7.450 12	9.250 1	9.225 6	34.575 11
12	506	Rebekah Telford	Suncoast	8.400 12	8.450 10	8.525 10	9.150 7	34.525 12

2016 Fall AAU State Meet

Meet Results

Dec 17-18, 2016





Page: 1

Printed: 12/17/2016 3:10 PM

Women / 4B / 4B S3 grp1

Session: 3

Judge's Signatures

Rank	Num	Name	Gym					AA
1	527	Brooke Beird	Tampa Gymnastics	8.650 2T	8.600 3	8.925 3	9.000 1	35.175 1
2	526	Ashleigh Berry	Suncoast	8.650 2T	8.500 4	8.950 2	8.875 2T	34.975 2
3	523	Ainsley Kurrack	Suncoast	8.450 5	9.200 1	8.800 4T	8.350 7T	34.800 3
4	521	Julia Reilly	Naples Progressive	8.050 6T	8.950 2	9.175 1	8.600 5	34.775 4
5	532	Brooke Bloomer	Suncoast	8.050 6T	8.200 5	8.800 4T	8.450 6	33.500 5
6	520	Taylor Gabbard	Suncoast	7.900 8	8.000 6	8.400 9	8.875 2T	33.175 6
7	533	Connore Siler-Nixon	Top Flight BobSierra	8.700 1	7.600 7	8.700 7	8.075 9	33.075 7
8	529	Elizabeth Pollard	Ancient City	8.500 4	7.050 9	8.475 8	8.350 7T	32.375 8
9	538	Sofia Maduro	Top Flight BobSierra	7.500 9	7.400 8	8.750 6	8.700 4	32.350 9

2016 Fall AAU State Meet

Meet Results

Dec 17-18, 2016





Page: 1

Printed: 12/17/2016 3:10 PM

Women / 4B / 4B S3 grp2

Session: 3

Judge's Signatures

Rank	Num	Name	Gym					AA
1	524	Soleil Jewell	Tampa Gymnastics	9.400 1	8.900 3T	9.075 2	8.800 4	36.175 1
2	528	Kiara Bernie	Tampa Gymnastics	8.550 3T	8.900 3T	9.400 1	9.025 1	35.875 2
3	522	Dylan Dorr	Tampa Gymnastics	9.050 2	9.050 1	8.350 8	8.925 3	35.375 3
4	536	Daylin Estevez	Top Flight BobSierra	8.150 6	8.300 6	9.000 4	8.450 5	33.900 4
5	535	Lindsi Riordan	Top Flight BobSierra	8.550 3T	8.450 5	9.050 3	7.750 8	33.800 5
6	530	Mykaela D'Agostino	Naples Progressive	7.850 9	8.250 7	8.625 5	8.950 2	33.675 6
7	574	Jett Odom	Top Flight BobSierra	7.650 10	8.950 2	8.575 6	7.725 9	32.900 7
8	534	Abrianna Durham	Main Street	8.100 7	7.750 9	8.450 7	7.900 7	32.200 8
9	531	Sara Gurganus	Main Street	8.200 5	7.450 10	8.275 9	8.075 6	32.000 9
10	537	Hope Storts	Main Street	7.900 8	7.900 8	8.050 10	7.625 10	31.475 10

2016 Fall AAU State Meet

Meet Results

Dec 17-18, 2016





Page: 1

Printed: 12/17/2016 5:49 PM

Women / 4E / 4A S4 grp1

Session: 4

Judge's Signatures

Rank	Num	Name	Gym					AA
1	463	Katie Huynh	Naples Progressive	9.400 3	9.400 2	9.675 1	9.675 2T	38.150 1
2	462	Ava Shayes	Suncoast	8.900 6	9.700 1	9.525 3	9.450 5T	37.575 2
3	470	Alex Nicholas	Tampa Gymnastics	9.600 1	8.950 8	9.300 5	9.700 1	37.550 3
4	461	AnaBelle Wright	East Pasco	9.200 4	9.325 3	9.200 6	9.675 2T	37.400 4
5	474	Emma Barnes	East Pasco	9.450 2	9.150 5	9.175 7	9.450 5T	37.225 5
6	475	Alexandria McCann	Suncoast	8.850 7	9.200 4	9.650 2	9.200 9	36.900 6
7	468	Adisen McGee	Tampa Gymnastics	9.050 5	9.100 6	8.900 8	9.325 7T	36.375 7
8	481	Taylor LaMacchia	Suncoast	8.475 10	8.900 9	9.400 4	9.525 4	36.300 8
9	479	Alivia Marsh	Suncoast	8.600 9	8.650 10	8.450 10	9.325 7T	35.025 9
10	480	Brooklyn Sebring	Suncoast	8.650 8	9.000 7	8.700 9	8.225 10	34.575 10

2016 Fall AAU State Meet

Meet Results

Dec 17-18, 2016





Page: 1

Printed: 12/17/2016 5:49 PM

Women / 4E / 4A S4 grp2

Session: 4

Judge's Signatures

Rank	Num	Name	Gym					AA
1	466	Wyatt King	Tampa Gymnastics	9.600 1	9.550 2	9.550 1	9.500 2	38.200 1
2	464	Maggie Schricker	Fit Club	9.100 6T	9.825 1	9.375 3	9.425 5	37.725 2
3	465	Danielle Simmons	East Pasco	9.300 2T	9.400 6	9.325 4T	9.550 1	37.575 3
4	472	Mary Mallia	Tampa Gymnastics	9.300 2T	9.525 3	9.200 7	9.400 6T	37.425 4
5	473	Carolina Barcenas	Tampa Gymnastics	9.100 6T	9.450 4T	9.150 8T	9.275 8	36.975 5
6	467	Holly Phelps	East Pasco	9.100 6T	8.800 10	9.475 2	9.450 3T	36.825 6
7	471	Gabriella Martinez	Tampa Gymnastics	8.850 10	9.250 7	9.150 8T	9.400 6T	36.650 7
8	469	Avery Rodriguez	Tampa Gymnastics	9.250 4	9.050 8	9.325 4T	9.000 10	36.625 8
9	477	Alexa Watson	Tampa Gymnastics	8.900 9	9.025 9	9.225 6	9.150 9	36.300 9
10	478	Hannah Gordon	Suncoast	9.200 5	9.450 4T	7.975 10	9.450 3T	36.075 10

2016 Fall AAU State Meet





Team Results

Dec 17-18, 2016

Page: 1
Printed: 12/17/2016 5:51 PM

Women / 4A,4B,4E / All Ages

Session: 3,4

Rank	Gym	Team	Score				
1	Tampa Gymnastics	4L	114.350	28.600 1	28.575 2	28.275 2	28.900 1
2	Suncoast	4L	113.000	27.200 2	28.600 1	28.725 1	28.475 2

2016 Fall AAU State Meet

Team Results





Dec 17-18, 2016

Page: 1

Printed: 12/17/2016 5:51 PM

Women / 4A,4B,4E / All Ages

Session: 3,4

Rank	Gym	Team	Score				
1	East Pasco	4S	113.050	27.950 1	28.175 1	28.150 1	28.775 1
2	Naples Progressive	4S	111.100	27.300 2	27.600 2	28.125 2	28.075 2
3	Fit Club	4S	109.650	27.100 3	27.125 3	27.600 3	27.825 3